



RIP-RAP

Restoration, Improvement and Preservation Through Research and Projects

Kiap-TU-Wish Chapter of Trout Unlimited

October 1991

Editor: Craig Mason

Layout: Andy Lamberson

Square Lake Report

by Andy Lamberson

As of this writing (Sept. 25), Square Lake in Washington County had not yet "turned over" or "turned on". But with September's cool weather, local "experts" are predicting a good year at Square Lake.

Square Lake can be fished either by wading the shoreline or with a float tube and provides some excellent fall fishing (October) when it is "on". Most fishermen fish small streamers and woolly buggers (6-10) and nymphs (8-14) with a #10 hares ear an all around favorite. Plan on fishing long (9-12 ft) 5x leaders. Rainbows in the 12"-22" class are common with an occasional Atlantic Salmon (but I've never caught or even seen one!).

IF the lake turns on this year (it didn't turn over until November last year) fishing can be very good and a great excuse to buy a fly boat!



Larry Williamson Memorial

The Chapter lost one of its founding members with the passing of Larry Williamson this spring. Family members had requested that memorials be contributed to Kiap-TU-Wish and the memorial monies will be used for stream improvement projects on the Willow-Race, a favorite stream of Larry's.



"Old" Magazines Contribute to Kiap-TU-Wish

Bob Adams recently donated his collection of "old" Fly Fishing magazines to be sold at Mitchell's Fly Shop with the proceeds going to Kiap-TU-Wish. These treasures brought \$75 to the Chapter.

Keep an eye out for such treasures next time you clean up your basement or fly tying area and bring them to the Christmas party on Dec. 4 for the Silent Auction. One man's junk is another man's treasure!

MEETING NOTICE

Brian McKinley, a teacher in the Mpls. public school system during the "off season", and head flyfishing instructor for the Orvis Flyfishing School in Jackson, Wyoming will be presenting a slide show on Florida Bonefishing.

NOTE!


WHEN: WEDNESDAY, OCT. 2

WHERE: HUDSON HOUSE (BEST WESTERN)

TIME: DINNER AT 6:30 MEETING AT 8:00

It's Lonely at Frenchmen's Pond by Jon Jacobs

John Voelker, who wrote under the pen name of Robert Traver, died late last winter. This is no longer news to the many who loved his writing, but we would be remiss if we failed to acknowledge the passing of this wonderful man. He wrote this preface to Trout Madness: "I fish mainly because I love the environs where trout are found: the woods; and further because I happen to dislike the environs where crowds of men are found: large cities; but if, heaven forbid, there were no trout and men were everywhere few, I would still doubtless prowl the woods and streams because it is there and only there that I really feel at home."



Sex, Trash and Fishermen

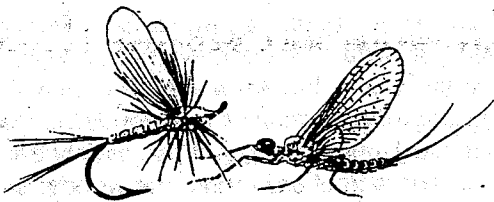
by Jon Jacobs

On Monday, Sept. 16, I drove down to the Kinnickinnic at County F to get an idea of how high and off color the river might be after recent heavy rains. I was disappointed by the appearance of the water, but I was heartbroken by the appearance of the banks. Within an area of fifty yards up and downstream of the bridge, I found beer cans, a copy of "Adult Home Video News" and packaging for a daredevil, a Colorado spinner and some K-Mart lure. I'm not surprised that drunks and perverts are litterbugs, but I was crestfallen to see the trash left by anglers. I've found junk generated by fly anglers at other times, so we can't necessarily grab the moral high ground on this issue. Be careful out there! If we anglers don't take care of the outdoors, we certainly can't expect that anyone else will.

Parsimonious Flytying by Jon Jacobs

There's the assumption that every Flyfisher ties and always has. I started only last March after my wife gave me a vise as a gift. After acquiring this critical piece of equipment I had to gear up generally and I learned that the expense of starting from scratch can mount up quickly. Having limited economic resources, I researched my purchases with an eye toward gathering materials that would allow me to tie a variety of effective flies without shattering the family budget. Here are some post-research conclusions:

Do NOT attempt to economize by buying second-rate tools or materials. A friend of mine, a machinist, likes to say that a worker is no better than his tools. This is critically true for a beginning tier. Good equipment will help you learn to tie and should last you many, many years. Good materials will enable you to produce a better fly quickly, one that will stay together, float well if it's a surface pattern and inspire your confidence. Junk will not.



Get lessons if you can possibly afford them, or attach yourself to a friendly, competent tier. While tying flies is nothing more than lashing fur and feathers to a hook with thread, there are pitfalls aplenty in the process, and guidance can help you around many of them. Personally, I wanted deer hair for winging comparaduns. Have you ever noticed just how many types of hair there are? There's whitetail, blacktail, mule and coastal. There's hide, hock, mask, ad infinitum. Luckily, Bob Mitchell was willing to see me straight on this issue and many others. This brings forth another point: Until you've become very experienced, dealing with mail order discount houses rather than your local feather merchant is false economy. The opportunity to inspect materials before purchase and the local person's willingness to help you more than offsets any possible savings to be had in a long distance purchase.




It seems as though I've told you a good deal about how to spend money, but precious little about how to save it. OK, here goes:

If you're a hunter or a trapper, or know one, you can harvest a tremendous amount of materials from your quarry. Many birds, including pheasants, grouse, ducks, geese and turkeys yield plumage that's invaluable. Furbearers supply us too. Squirrels, woodchucks, hares and muskrats have very useful fur. After seeing the damage that beavers can inflict on our local trout waters, I'm on a campaign to see the A.P. Beaver Nymph brought to the pinnacle of popularity! I suppose it's possible to harvest your own deer and elk, too, but the logistics of hide processing and storage coupled with the difficulty in gauging quality seem daunting to me.


Buy versatile materials. A lowly pheasant tail feather is a good example. This feather yields pheasant tail nymph material, obviously, but it also can be put to use in the tails and wingcases of other nymph patterns. One spool of .015" diameter lead wire can weight many sizes of hooks; if you're dealing with a large fly, you can double the layer of wraps.

Avoid rooster hackle. Today's genetic capes are first rate merchandise, but they cost dearly. Very effective mayfly duns and spinners can be fashioned without hackle. My favorite is the Caucci/Nastasi comparadun. Comparaduns float well, they're durable and they're simple to tie, but best of all, they're inexpensive. Some dry fly hooks, a package of microfibbets for tails, a package of coastal deer hair for wings and poly dubbing in the color of your choice and you can crank out a season's worth of flies. Substitute some antron yarn for the deer hair and you're on your way to tying a myriad of spinners.

I must admit that some very effective fly types, such as parachute patterns and various dry caddis imitations demand hackle. Buy half capes number two grade for twenty dollars or so. If you can afford only two choose ginger and dun.




Let's discuss some sub-surface flies, namely nymphs and woolly buggers. These flies are not only inexpensive, learning to fish them well will greatly enrich your angling. In nymphs, I like pheasant tails, gold ribbed hare's ears and sparkle pupae. Frank Sawyer's original pheasant tail dressing used a hook and just two materials: ringneck pheasant tail fibers and fine copper wire. The wire provided weight, color, iridescence, segmentation and binding, since he didn't even use thread. That is parsimony distilled to its essence! Gold ribbed hare's ears are a trifle more complicated, but a package of each of light and dark hare's ear dubbing, a three dollar hare's mask, a spool of tinsel, some peacock herl (for the wingcase) and some thread will produce a phalanx of flies. Both if these patterns can be effectively modified by the addition of a sparse soft hackle collar of Grouse. There isn't much to a sparkle pupa, either: Some dubbing, some Antron yarn and some collar material will put you on the road. Woolly buggers are simply great flies! In one pattern you have a nymph, a streamer, a crayfish and an attractor. You'll need size 8 and/or 10 streamer hooks, lead and chenille, saddle hackle and marabou in black and olive. These materials are available in modest sized packages and if you're truly pinched, you can use black saddle hackle on olive bodies. If you're feeling flush, you can add a strand of krystal flash to both sides of the fly to represent a minnow's lateral line, or to simply add flash.



Size 6/0 thread may break occasionally, but it can tie large flies as well as small. You can get by with two colors, one light and one dark. You can tie nymphs on dry fly hooks with little sacrifice in strength. You can compensate for their lighter weight with lead. Speaking of hooks, they are cheapest by the hundred, but the local fly shops package them in tens and twenty fives for a modest upcharge. When you start out, 25 hooks will last a good while, believe me. Besides, you'll want to experiment with sizes and at this point there will be little reason to develop a huge hook inventory. Going back to materials for a moment, you'll find that two or three dollars worth of peacock herl will be immensely useful in a variety of applications.

There that's it. Some of you MBA types may point out that many of my alleged tips limit initial cash outlay but increase the unit cost of flies. I concede this, but this approach is unlikely to arouse the ire of one's domestic partner and will still produce flies that are far less costly than commercially tied patterns. Now, except for my comments on tools and lessons, don't take any of my specific suggestions too much too heart. This is a hobby, after all, and these are strictly my personal suggestions, ones that I offer in an effort to get you thinking and enthused about what will work best for you. Good Luck!



WE NEED ARTICLES!!

We need submissions for the Rip-Rap. Articles on your favorite fly, river or Fishin' Buddy would be great. Short articles are easiest for the typist (Andy) but we like to publish some bigger news letters from time to time, so go for it if your so inclined. Submit your writing to Craig Mason (715)425-2282. If you don't...you'll have to put up with the ramblings of Andy, Jon and Craig!!!

NOTES FROM THE PRESIDENT:

Now that we have gotten another Trout Season out of the way it's time for Stream Improvement Season! Something I'm sure you all wait for with "baited breath" every year! Mike and Gary are planning some excellent projects for this year with Marty Engel of the Wisconsin DNR, but it's never too late to get in your ideas for projects. Attendance has grown every year and we are looking forward to another year of good attendance and getting lots of work done. I fished the area where we cut brush on the upper Kinni with mixed results. But then the whole fishing season seemed to be plenty of mixed results.


Don't forget to bring some slides for our November meeting and show the rest of the chapter what you did this summer. I've got some great slides of some of last winter's stream improvement along with a good chronicle of our "emergency" repairs on the Willow this spring. I of course have that picture of the 20" Trout I promised I was going to catch (or did I just hold the fish really close to the camera??). Ken Hanson and I made an "emergency" trip to Montana this summer and I will be showing some slides of the Spring Creeks, our mis-adventure on the Missouri and "It doesn't get any better than this" shots on the Yellowstone River. Ken took all the good pictures...I caught all the good fish! I've also got a good slide of Craig Mason catching "non trout species" that I know you'll all want to see, and I've turned down an offer of some significant bucks from Craig not to show the slide.

Please keep in mind that we are still looking for sponsors for the Temperature Monitors that we purchased in support of the the 205J Project on the Kinni. If you have a good lead please contact either me or Kent Johnson so that we can follow up.

I hope to see you for Dinner (starting at 6:30) before the meeting. It's a good time and a great way to start the evening.

PLEASE NOTE: MEETINGS HAVE BEEN MOVED TO THE HUDSON HOUSE (BEST WESTERN ON SOUTH ACCESS ROAD AT HUDSON EXIT #2). TO GET THERE TAKE HUDSON EXIT #2, TURN RIGHT THEN RIGHT AGAIN ON TO THE SOUTH "ACCESS" ROAD. CONTINUE PAST K-MART, WALMART, WENDY'S, ETC. TO THE HUDSON HOUSE (ON LEFT)

Andy



1991-92 MEETING SCHEDULE

Oct. 2- Bone Fishing-Brian McKinley

Nov. 6- Chapter Member Slides

Montana & More- Andy Lamberson

Dec. 4- Christmas Party

Jan. 8- Tom Anderson- Panfish

Feb. 5- Dan Simonson- Wisc. DNR

Water Quality Issues

March 4- Business Meeting

April 8- Fly Tiers

May 6- Marty Engel WI. DNR

Dinner at 6:30 Meeting at 8:00

All Meetings are at the Hudson House

KIAP- TU- WISH

TROUT UNLIMITED

P.O. BOX 483

HUDSON, WI. 54016